



Renewable – Energy
Solar – Wind – Coal – Oil –
FIND

O U N C E M X
N P I W X C B
R C A I E R P
E Y G G B E O
P C A P X A C
A L E Y L T J
I E S C D I P
R P U Q S V R
E S U E R E O

Circle the objects that require electricity to use!



- 1
- 2
- 3



Humans are accusing the average temperature of the earth to rise. Do you know what this is called?



Uh-Oh!
The earth has a fever!

Brainstorm!

What are three ways to reduce energy use at home?



Little Book of Renewable Energy



Name: _____

Unscramble the words below to reveal the types of renewable energy!

OSALR _____ R



NWID _____



HROYD ___ D ___ O



SABOIMS
B _ O _ _ _ S




Visit the community Energy Project's Website!
www.communityenergyproject.org

Interested in ways to reduce your energy and electricity bills?

Solar energy comes from the SUN!
With technology, we can take the sun's energy and convert it to electricity!

What do you think a solar powered car would look like? Draw it here!





Looking for activities to do while at home?

We've got you covered. Visit trashforpeace.org

Folding Instructions:

1. Print out the document
2. Fold in half
3. Cut a slit along the folded line in the middle, about 2 inches long
4. Fold the sheet into 8ths, so each picture has its own page
5. Push the booklet together so it looks like an “X” in the middle where the slit is, then crease the folds well (the “Interested in ways to reduce your energy and electricity bills” page should be the last one)
6. Enjoy your little booklet!

